

Roslington, Flush Mount, 18", Matte Bl...

Item No.

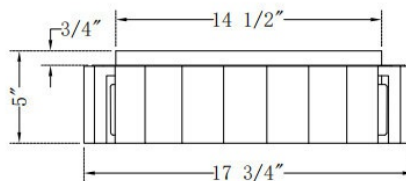
50204-021

JOB NAME:

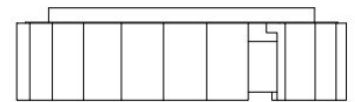
DATE:

TYPE:

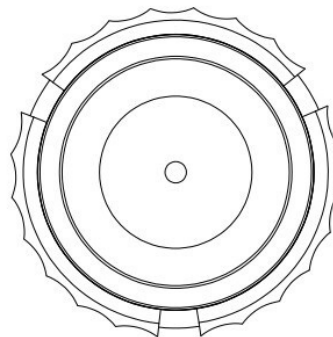
COMMENTS:



Front View



Right View



Bottom View

LIGHT INFORMATION

Light Type Integrated LED

Bulb Socket N/A

Bulb Shape N/A

Bulb Included N/A

CRI 90

Delivered 1043

LIGHT INFORMATION (CONT'D.)

Light Wattage 35

Total Wattage 35

DIMENSIONS & WEIGHT

PRODUCT FINISH

Finish: Matte Black

SHADE FINISH

Shade Finish: Diffus

Certification & Compliance



PRODUCT FEATURES

Lumens	
Colour Temperature (Kelvin)	2700K/3000K/3500K/4000K/5000K
Average Hours LED (L70)	52000
Number of Lights	1
Light Direction	Ambient
Dimming Method	Triac/Elv

Product Width (In)	
Product Height (In)	5
Product Ext (In)	
Product Diameter (In)	17.5
Product Weight (Lbs)	19.38
Product Length (In)	

INSTALLATION