

Roslington, Flush Mount, 12", Gold, Op...

Item No.

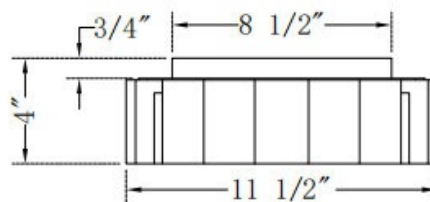
49927-016

JOB NAME:


DATE:

TYPE:

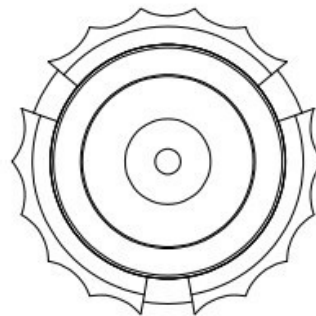
COMMENTS:



Front View



Right View



Bottom View

LIGHT INFORMATION

Light Type Integrated LED

Bulb Socket N/A

Bulb Shape N/A

Bulb Included N/A

CRI 90

Delivered 424

LIGHT INFORMATION (CONT'D.)

Light Wattage 20

Total Wattage 20

DIMENSIONS & WEIGHT

PRODUCT FINISH

Finish: Gold

SHADE FINISH

Shade Finish Opalus

Certification & Compliance



PRODUCT FEATURES

| | |
|------------------------------------|-------------------------------|
| Lumens | |
| Colour Temperature (Kelvin) | 2700K/3000K/3500K/4000K/5000K |
| Average Hours LED (L70) | 52000 |
| Number of Lights | 1 |
| Light Direction | Ambient |
| Dimming Method | Triac/Elv |

| | |
|------------------------------|------|
| Product Width (In) | |
| Product Height (In) | 4.13 |
| Product Ext (In) | |
| Product Diameter (In) | 11.5 |
| Product Weight (Lbs) | 9.19 |
| Product Length (In) | |

INSTALLATION